



# Annual Report of Local Debt Information

**Fiscal Year Ended August 31, 2021**

*Pursuant to Local Government Code, Section 140.008*

This report was posted on the District's website on February 25, 2022.



# Overview of Certain Financial/Bond Ratings

- ❑ **Overview:** Gregory-Portland Independent School District (the “District”) has been assigned the following independent financial/bond ratings that indicate the relative strength of the District’s financial and debt management:
  - **School Financial Integrity Rating System of Texas (“FIRST”):** Pursuant to Subchapter D, Chapter 39 of the Texas Education Code, the State annually deploys a financial accountability rating system to distinguish the level of a school district’s financial performance based upon certain uniform criteria.
    - ✓ Based on data for year 2019/20, the District was assigned a 2020/21 FIRST Rating of “Superior Achievement” and the District’s score was 90 out of a possible 100 points.
  - **Credit Ratings:** The District also maintains independent ratings from certain nationally recognized credit rating agencies, such as Moody’s Investors Service and S&P Global Ratings, that evaluate the District’s financial strength and its ability to pay its existing bonds.
    - ✓ **Moody’s Investors Service:** Assigns a “Aa1” credit rating to the District, defined as “Judged to be of high quality and are subject to very low credit risk.”
    - ✓ **S&P Global Ratings:** Assigns a “AA” credit rating to the District, defined as “Having a very strong capacity to meet its financial commitments. It differs from the highest rating only to a small degree.”

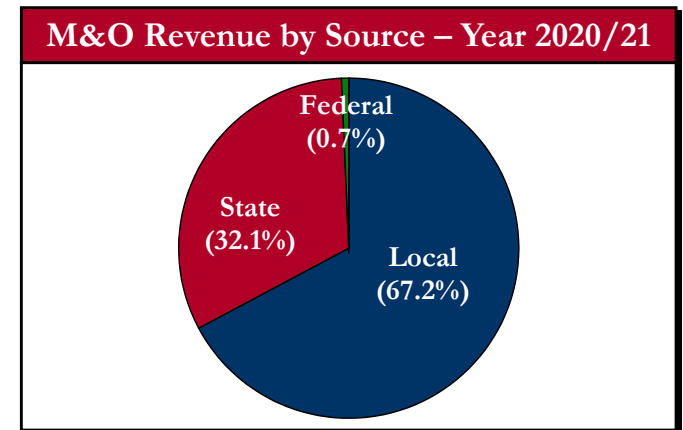


# Overview of State Funding System

❑ **State Funding System – Where Do the District’s Revenues Come From:** Gregory-Portland ISD is legally required to operate pursuant to the requirements of the Texas Education Code. In particular, the Texas Education Code determines the District’s ability to generate local tax revenues for maintenance & operation purposes and for the repayment of voter-approved bonds. In this regard, the District annually sets two (2) separate tax rates that are levied upon its certified taxable value that is independently determined by the San Patricio County Appraisal District:

■ **Maintenance & Operations (“M&O”) Tax Rate:** To provide funds for the “day to day” operational expenses of the District, including instructional programs, teacher salaries, instructional supplies, security, student transportation, extracurricular activities, utilities, facility infrastructure/maintenance, etc.

✓ The District’s annual funds for maintenance & operation purposes primarily consist of a combination of State funding and local M&O taxes. In general, the dollar amount of each component is determined by the District’s “Equalized Wealth per Student” (i.e. taxable value / weighted average daily attendance) as set by the State. For year 2020/21, the District’s sources for M&O revenues are summarized to the right.



✓ On October 11, 2008, voters approved a tax ratification election to increase the District’s M&O tax rate to \$1.17. Prior to such ratification, the District was limited to a \$1.04 tax rate for maintenance and operations. Beginning in year 2019/20, the District’s M&O tax rate became subject to compression pursuant to House Bill 3 that was enacted during the 2019 legislative session.



# Overview of State Funding System

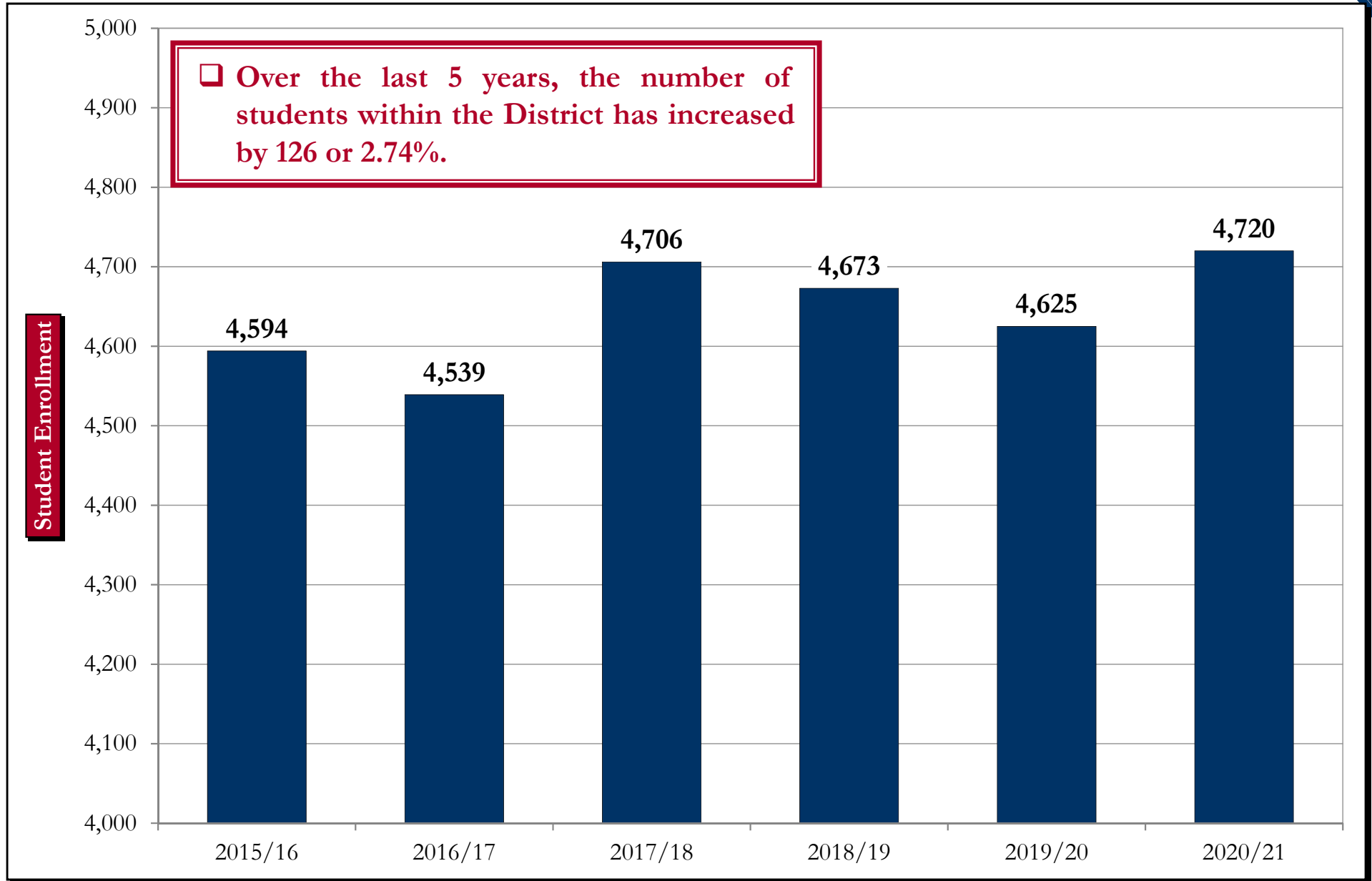
- Interest & Sinking Fund (“I&S”) Tax Rate:** To provide funds to pay the principal and interest on bonds approved by a majority of voters for capital improvements. The District does not receive any facilities funding from the State for the payment of bonds. The following summarizes the District’s bond programs approved by voters over the last 21 years:

District’s Historical Bond Elections Approved By Voters				
Election Date	Purpose	Student Enrollment	Election Amount	Dollar Amount Of Bonds Remaining To Be Issued
February 12, 2000	School Building	4,467	\$31,400,000	\$0
November 6, 2012	School Building	4,495	\$30,400,000	\$0
May 9, 2015	School Building & Buses	4,597	\$117,000,000	\$0
November 3, 2020	School Building	4,720	\$98,486,333	\$0
November 3, 2020	Technology	4,720	\$9,253,667	\$0
<b>Total Dollar Amount Of Authorized But Unissued Bonds - As of August 31, 2021:</b>				<b>\$0</b>

- ✓ As of fiscal year ended August 31, 2021, the District had \$93,487,338 within its Capital Projects Funds for existing/future projects.

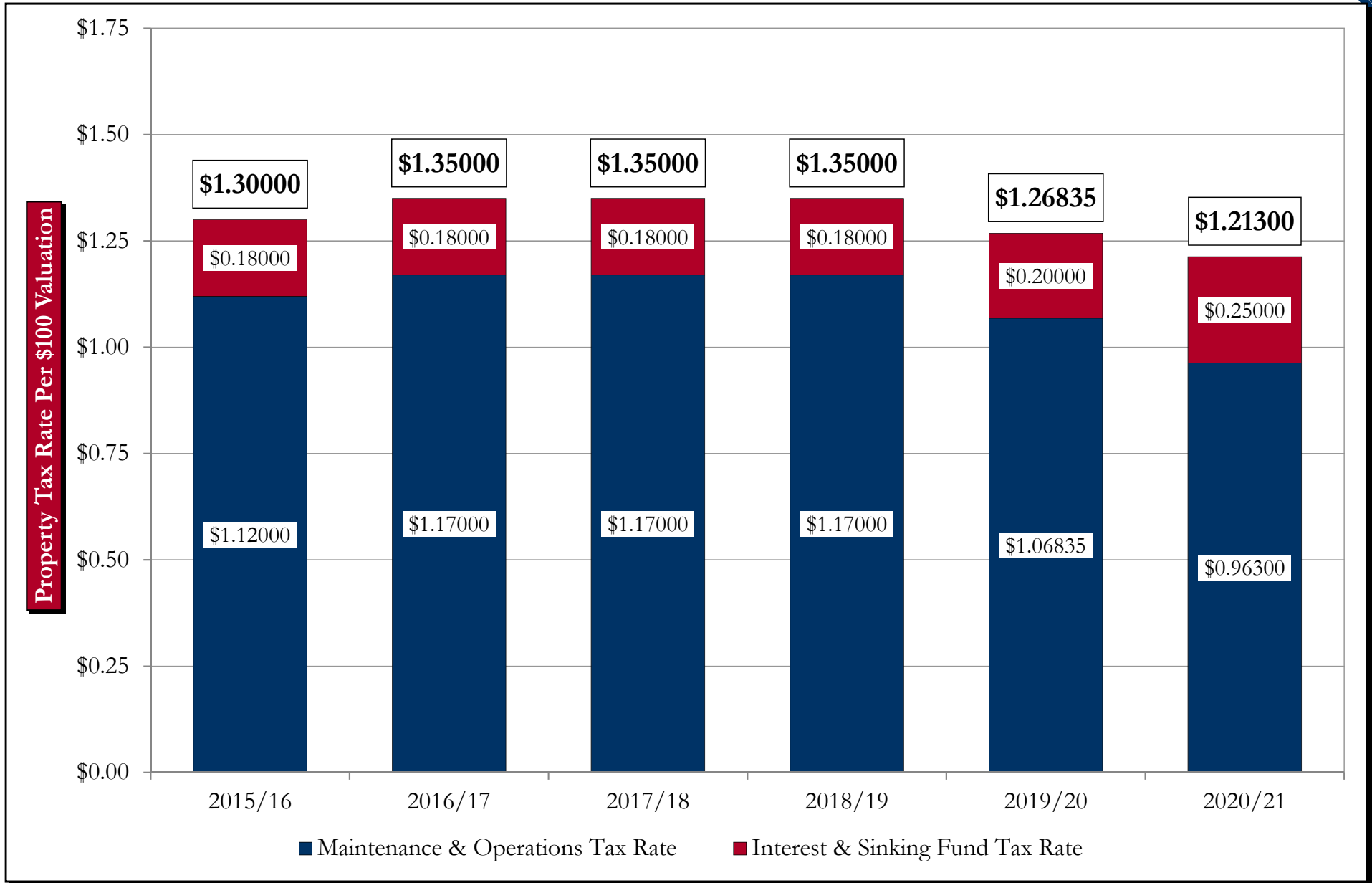


# Historical Student Enrollment





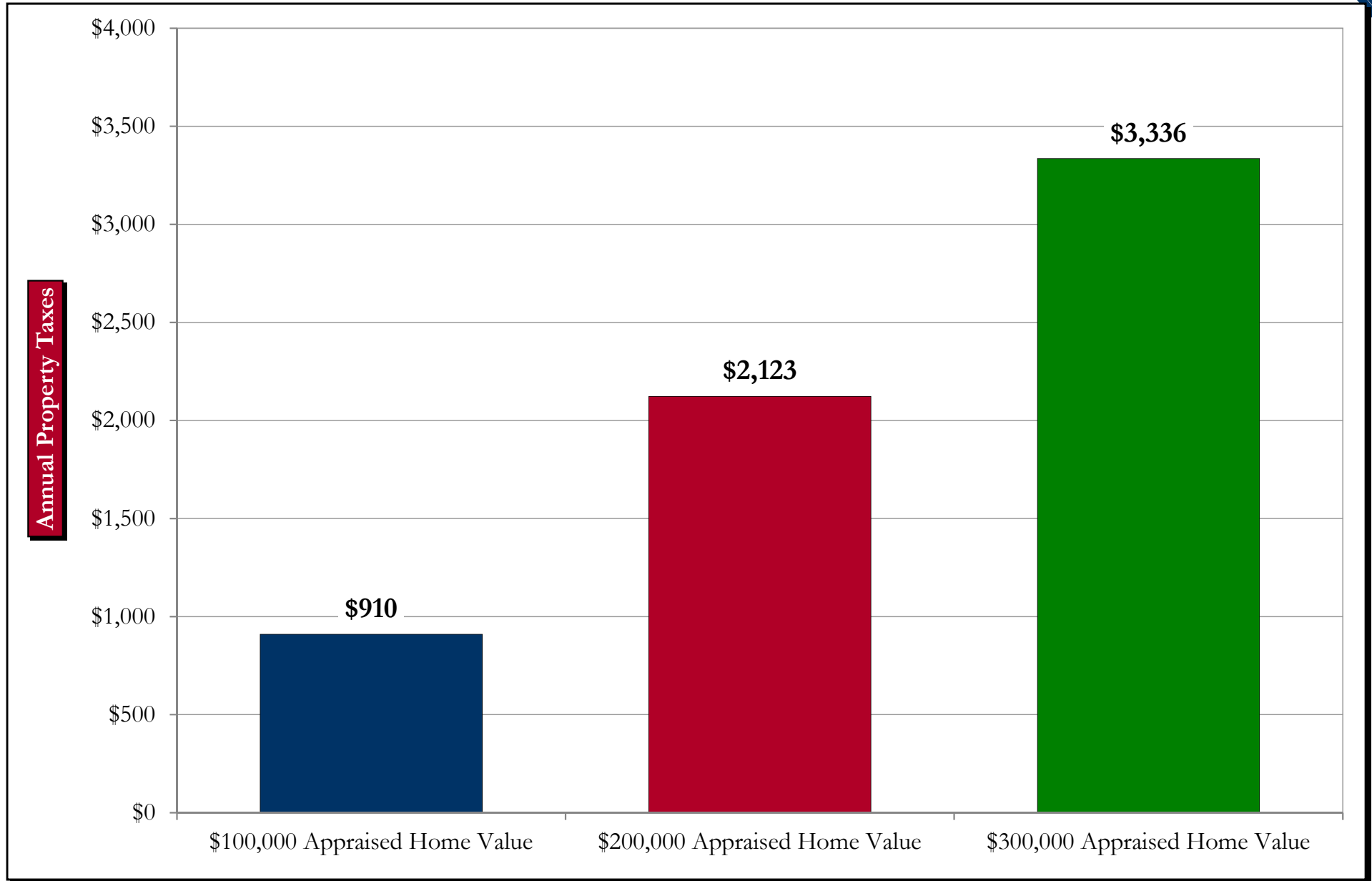
# Historical Tax Rates



Source: District's Audited Financial Statements and District records.



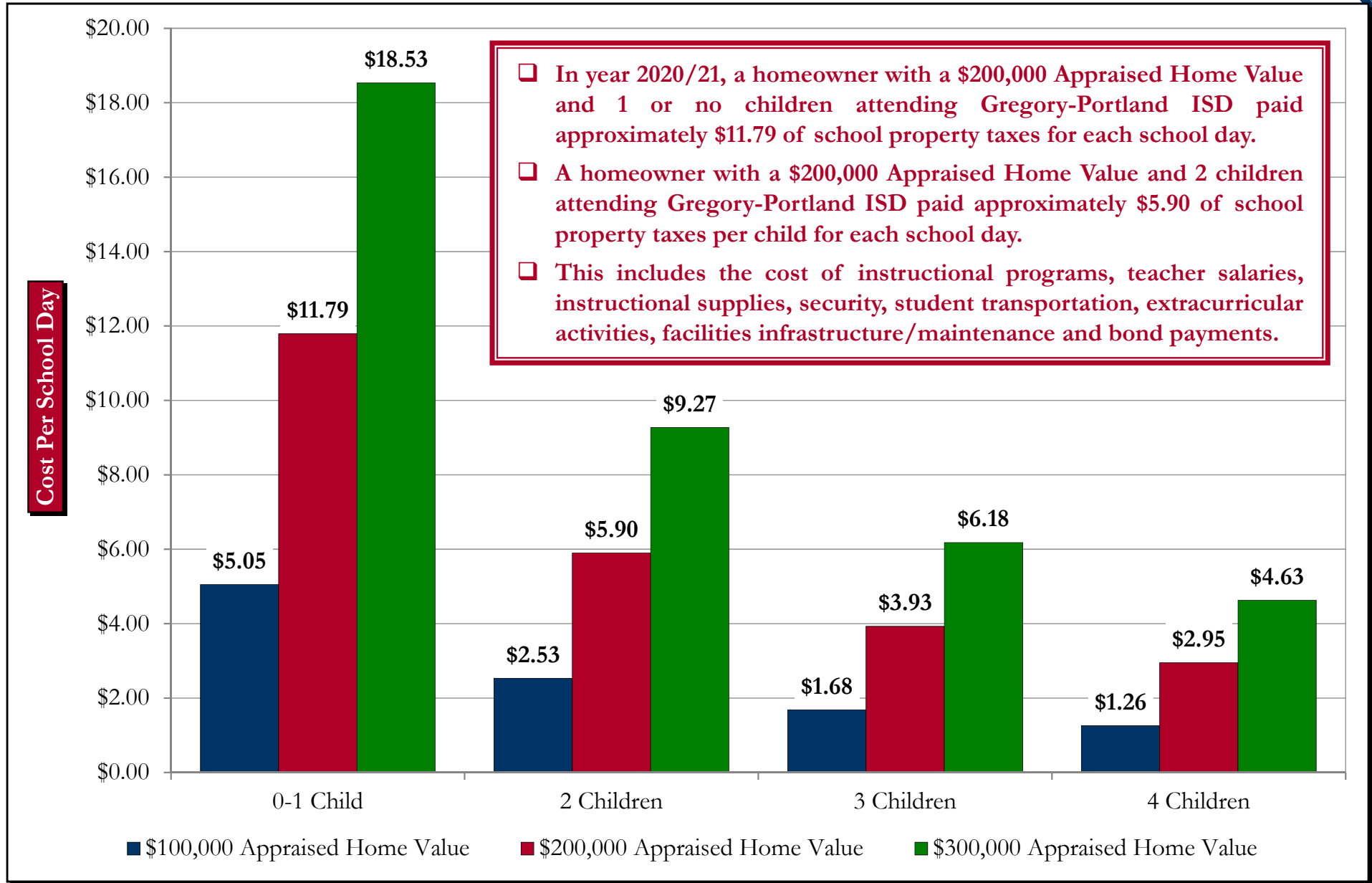
# Total Property Taxes For Maintenance and Operations and Voter-Approved Bonds – Year 2020/21



Note: Taxes are net of the \$25,000 State-mandated residential homestead exemption.



# Summary of Property Tax Cost Per School Day – For Various Appraised Home Values – Year 2020/21



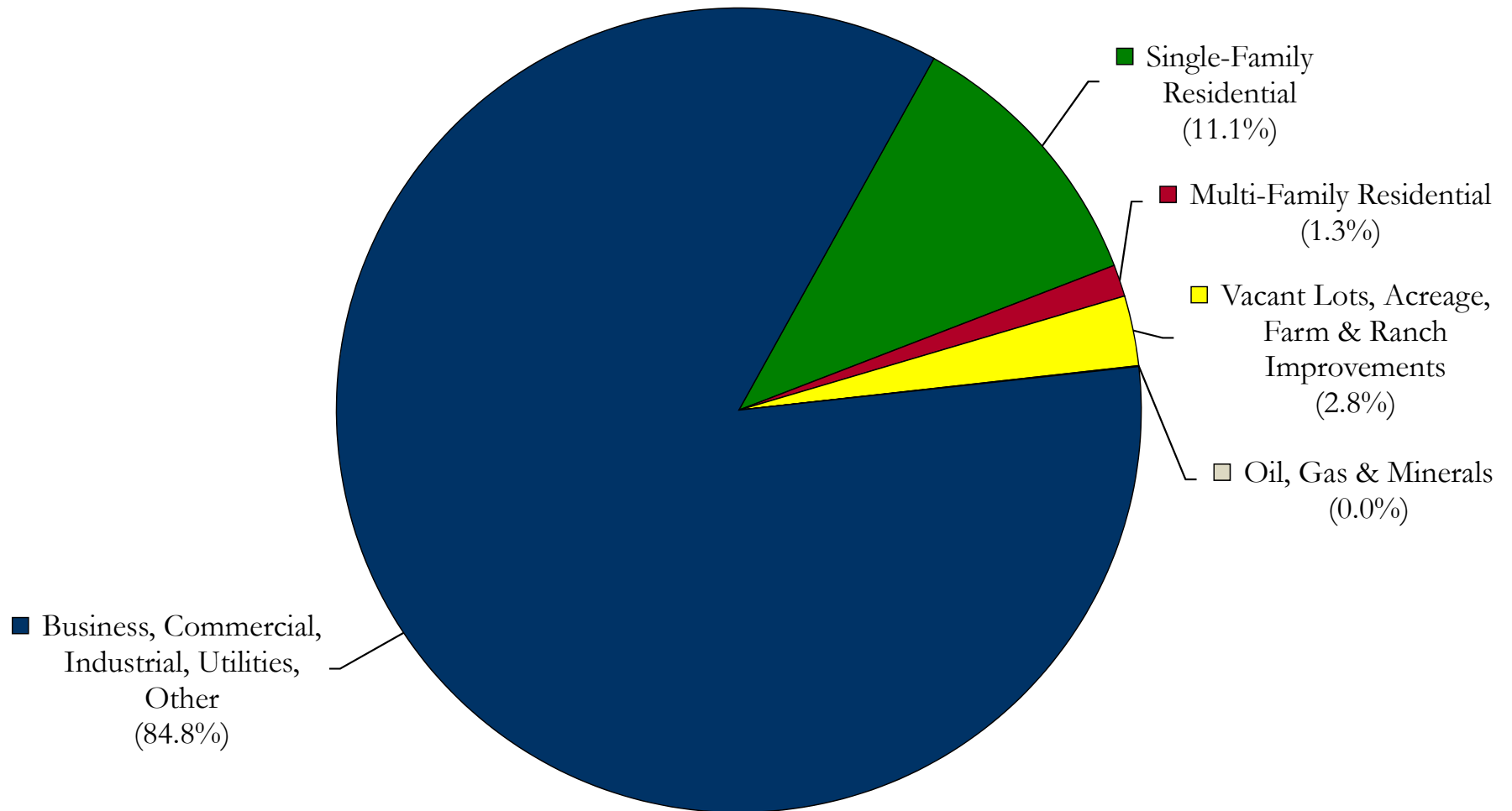
Note: Taxes are net of the \$25,000 State-mandated residential homestead exemption. Assumes a 180 school day year.





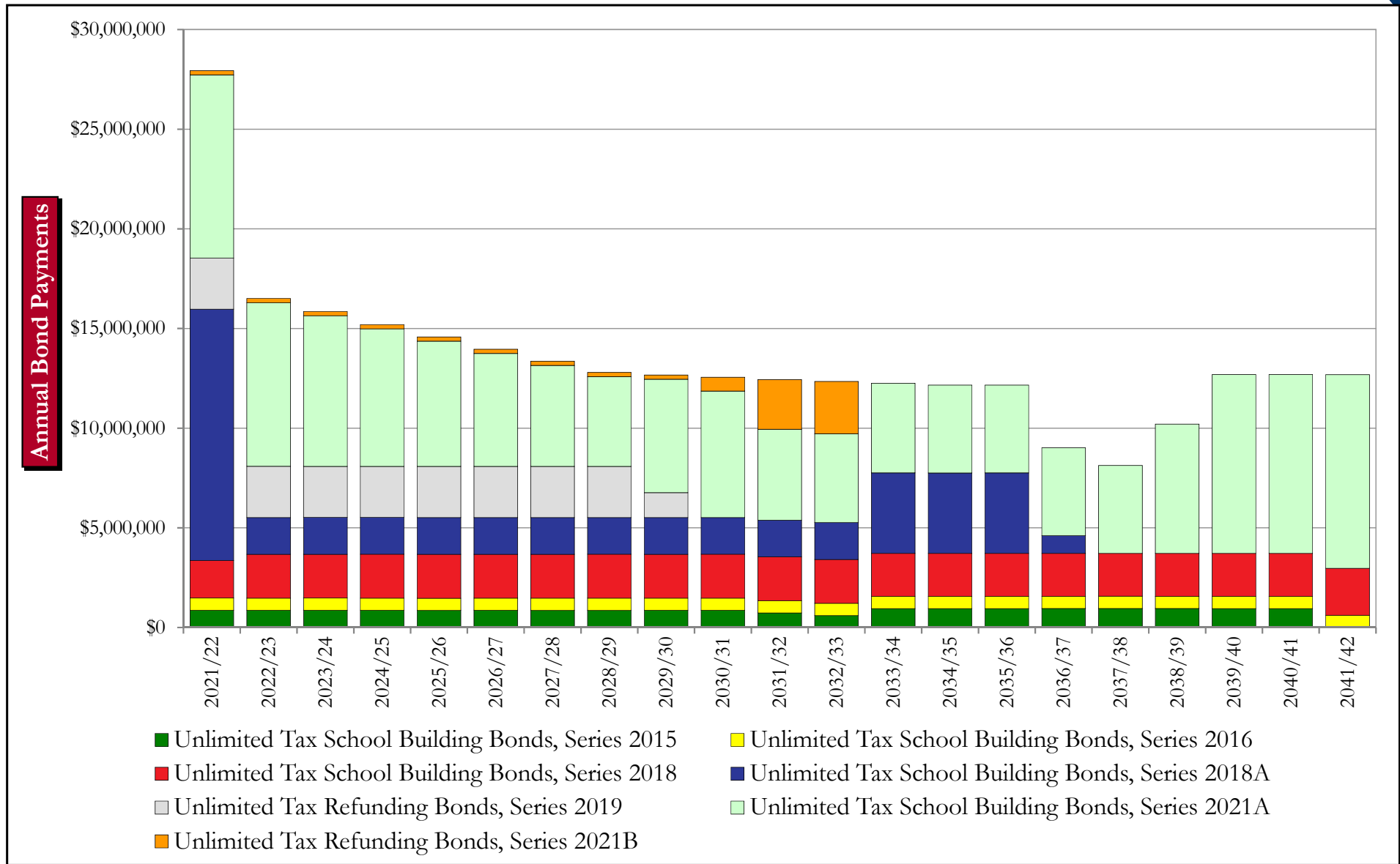
# Composition of Total Assessed Valuation – Year 2020/21

For year 2020/21, Single-Family Residential properties comprised 11.1% of the District's total assessed valuation and other property categories comprised 88.9%.





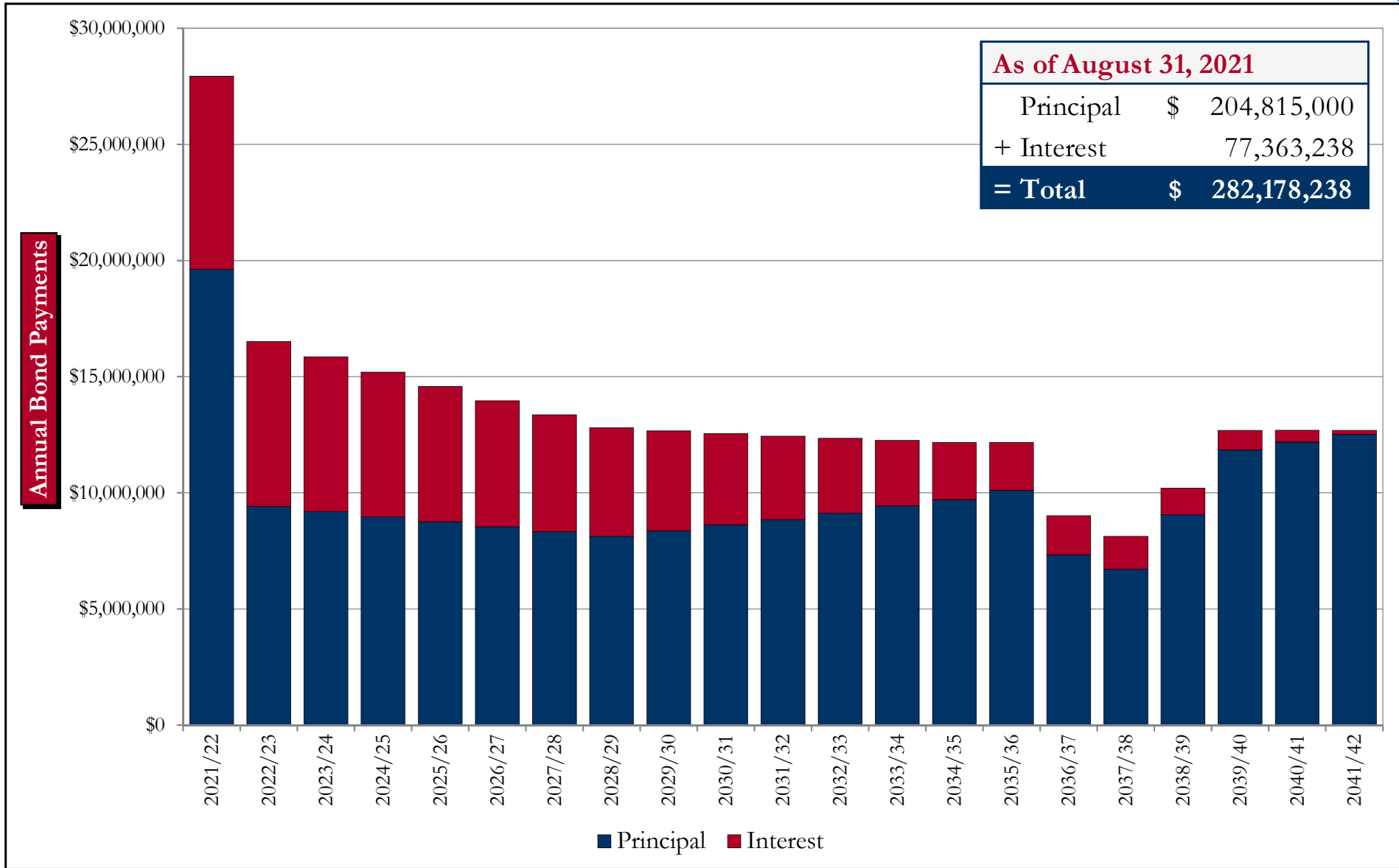
# Unlimited Tax Debt Service By Series – Existing Bonds Approved By Voters



Note: Debt service payments reflect payments from September 1 through August 31.



# Unlimited Tax Debt Service By Principal and Interest – Existing Bonds Approved By Voters



Note: Debt service payments reflect payments from September 1 through August 31.



# Savings from District's Recent Bond Refunding and Prepayment Programs to Lower Interest Costs

- Gregory-Portland ISD has implemented 4 bond refunding programs and prepaid \$31.32 million of existing bonds to reduce the cost of voter-approved bonds – Which have generated more than \$35.71 million of savings for District taxpayers in recent years.

Summary of Interest Cost Savings – Bond Refunding Programs / Prepayment of Bonds			
Issue / Description	Series Refunded / Redeemed	Par Amount Refunded / Redeemed	Total Savings
Unlimited Tax Refunding Bonds, Series 2005	2000	\$ 20,225,000	\$ 1,612,810
Unlimited Tax Refunding Bonds, Taxable Series 2013	2005	13,415,000	1,404,625
Unlimited Tax Refunding Bonds, Series 2019	2013	22,805,000	3,028,718
Unlimited Tax Refunding Bonds, Series 2021B	2013	6,565,000	1,445,474
<b>Total - Bond Refunding Programs at a Lower Interest Rate</b>	---	<b>\$ 63,010,000</b>	<b>\$ 7,491,627</b>
Prepayment of Series 2018A Bonds - August 2020	2018A	\$ 6,845,000	\$ 7,052,850
Prepayment of Series 2018A Bonds - August 2021	2018A	14,495,000	13,354,425
Prepayment of Series 2018A Bonds - August 2022*	2018A	9,980,000	7,816,725
<b>Total - Prepayment of Bonds Prior to Scheduled Maturity</b>	---	<b>\$ 31,320,000</b>	<b>\$ 28,224,000</b>
<b>Totals</b>	---	<b>\$ 94,330,000</b>	<b>\$ 35,715,627</b>

\*Pursuant to an order adopted by the District's Board of Trustees on August 23, 2021. Source: District records.



# Summary of Unlimited Tax Debt Outstanding By Series – As of Fiscal Year Ended August 31, 2021

- ❑ The following debt obligations are payable from ad valorem taxes (i.e. I&S taxes) levied annually against all taxable property located within the District, without legal limit as to rate or amount.

No.	Issue Description	Purpose	Original Principal Amount	Outstanding Principal	Total Outstanding Debt Service	Outstanding Principal Per Capita	Outstanding Debt Service Per Capita	Final Maturity Date	Total Proceeds Received	Spent Proceeds	Unspent Proceeds
1	Unlimited Tax School Building Bonds, Series 2015	Capital Improvements	\$11,710,000.00	\$11,365,000.00	\$17,504,481.25	\$562.68	\$866.64	02/15/2041	\$12,658,105.50	\$12,658,105.50	\$0.00
2	Unlimited Tax School Building Bonds, Series 2016	Capital Improvements	\$9,050,000.00	\$8,775,000.00	\$12,908,250.00	\$434.45	\$639.09	02/15/2042	\$9,835,546.89	\$9,835,546.89	\$0.00
3	Unlimited Tax School Building Bonds, Series 2018	Capital Improvements	\$30,425,000.00	\$28,190,000.00	\$45,671,550.00	\$1,395.68	\$2,261.19	02/15/2042	\$35,180,982.01	\$35,180,982.01	\$0.00
4	Unlimited Tax School Building Bonds, Series 2018A	Capital Improvements	\$55,980,000.00	\$33,805,000.00	\$45,910,006.25	\$1,673.68	\$2,273.00	02/15/2037	\$60,740,403.90	\$54,343,978.90	\$6,396,425.00
5	Unlimited Tax Refunding Bonds, Series 2019	Refunding at a lower interest rate, etc.	\$19,920,000.00	\$18,135,000.00	\$21,753,800.00	\$897.86	\$1,077.03	08/15/2030	\$23,014,091.62	\$23,014,091.62	\$0.00
6	Unlimited Tax School Building Bonds, Series 2021A	Capital Improvements	\$99,240,000.00	\$99,240,000.00	\$130,709,150.00	\$4,913.36	\$6,471.39	02/15/2042	\$110,040,917.03	\$22,950,004.03	\$87,090,913.00
7	Unlimited Tax Refunding Bonds, Series 2021B	Refunding at a lower interest rate, etc.	\$5,415,000.00	\$5,305,000.00	\$7,721,000.00	\$262.65	\$382.27	08/15/2033	\$6,776,717.71	\$6,776,717.71	\$0.00



# Summary of Maintenance Tax Debt Outstanding – As of Fiscal Year Ended August 31, 2021


No.	Issue Description	Purpose	Original Principal Amount	Outstanding Principal	Total Outstanding Debt Service	Outstanding Principal Per Capita	Outstanding Debt Service Per Capita	Final Maturity Date	Total Proceeds Received	Spent Proceeds	Unspent Proceeds
1	Public Property Finance Contractual Obligations, Series 2012	Equipment Lease Refinancing	\$2,864,000.00	\$310,000.00	\$312,774.50	\$15.35	\$15.49	02/15/2022	\$2,864,000.00	\$2,864,000.00	\$0.00

### As of August 31, 2021

Principal	\$	310,000
+ Interest		2,775
<b>= Total</b>	<b>\$</b>	<b>312,775</b>

The debt obligations herein are payable from any available funds of the District, including but in no way limited to the ad valorem taxes levied for maintenance purposes (i.e. M&O taxes) by the District, within the limitations of the District's maintenance tax authority.

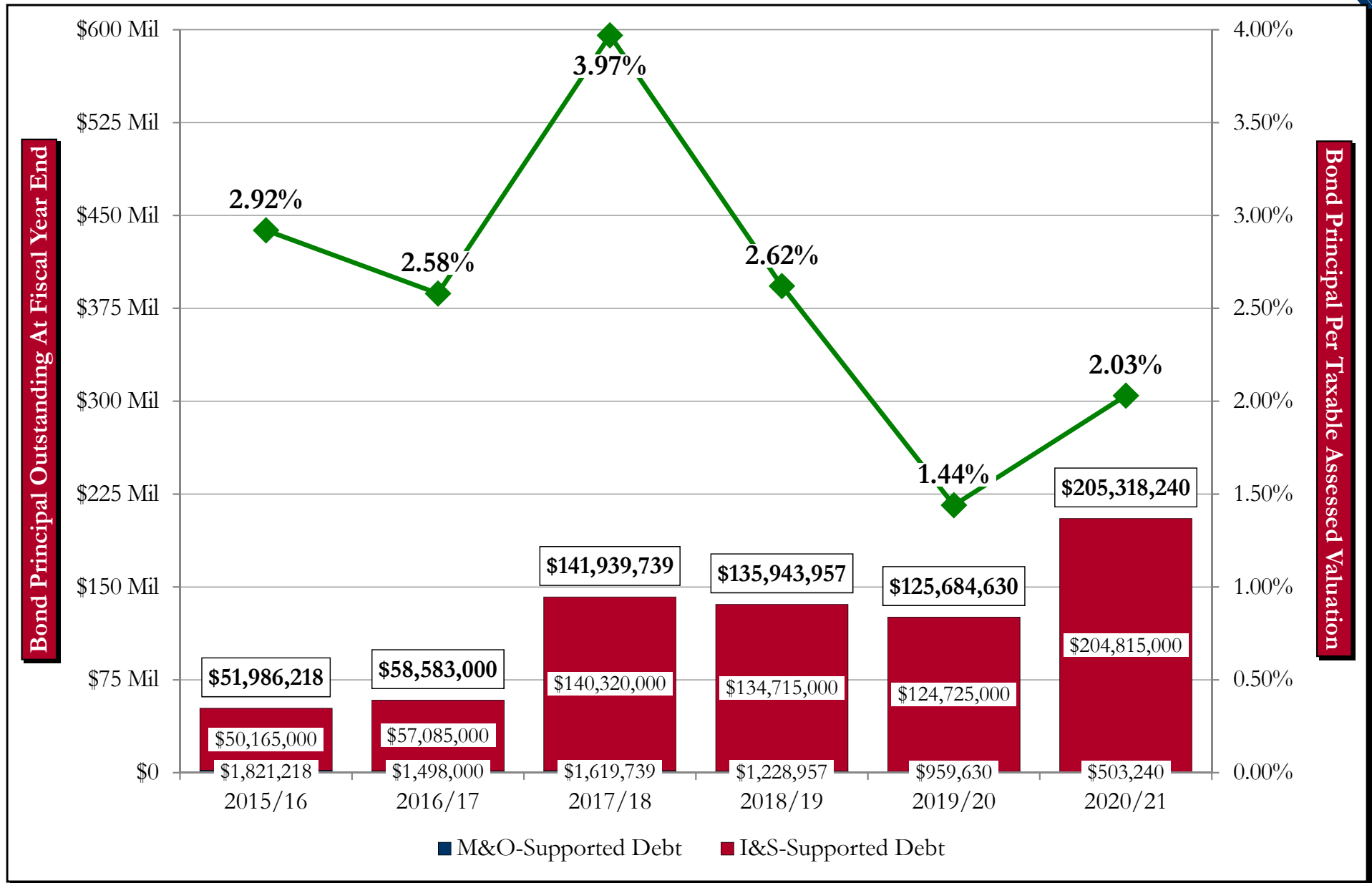
Annual Bond Payments



Note: Debt service payments reflect payments from September 1 through August 31. Payable from the District's M&O tax rate.



# Tax-Supported Debt Obligations At Fiscal Year End and As a Percentage of Taxable Assessed Valuation





# Contact Information

## Main Office Contact Information:

Physical and Mailing Address:

608 College Street  
Portland, Texas 78374

Phone: (361) 777-1091

Fax: (361) 777-1094

## For additional information regarding this report, please contact:

Dr. Ismael Gonzalez III

Assistant Superintendent for Business & Finance

Phone: (361) 777-1091 Ext. 1026

Email: [igonzaez@g-pisd.org](mailto:igonzaez@g-pisd.org)